

Star Ferro and Cement Limited

Regd. Office : VIII : Lumshnong, P.O. Khaliehriat, Dist. East Jaintia Hills, Meghalaya-793 210 Phone : 03655-278215/16/18, Fax : 03655-278217
Email : info@starferrocement.co.in, Website : www.starferrocement.co.in. CIN : L27310ML2011PLC008564

4th January, 2017

To,
The Listing Department,
National Stock Exchange of India Limited
Exchange Plaza, C-1, Block-G
Bandra Kurla complex, Bandra-East
Mumbai-400 051
Stock code: SFCL

BSE Limited
Phiroze Jeejeebhoy Towers
Dalal Street
Mumbai-400 001
Stock code: 536666


Dear Sir(s),

Sub: Regulation 31: Shareholding Pattern for the Quarter ended 31st December, 2016

Pursuant to Regulation 31 of SEBI (Listing Obligations and Disclosure Requirements) Regulations, 2015, please find enclosed the Shareholding Pattern for the Quarter ended 31st December, 2016.

This is for your information and record.

Thanking you,
For Star Ferro and Cement Limited


Debabrata Thakurta
(Company Secretary)



Encl. As stated

Format of holding of specified securities

1. Name of Listed Entity: STAR FERRO AND CEMENT LIMITED (CIN:L27310ML2011PLC008564)

2. Scrip Code - Name of Scrip -,- Class of Security Equity

3. Share Holding Pattern Filed under : Reg. 31(1)(a)/Reg. 31(1)(b)/Reg. 31(1)(c)

a. If under 31 (1)(b) then indicate the report for Quarter ending: 31/12/2016

b. If under 31(1)(c) then indicate date of allotment/extinguishment

4. **Declaration** : The Listed entity is required to submit the following declaration to the extent of submission of information:-

	Particulars	Yes*	No*
1	Whether the Listed Entity has issued any partly paid up shares?		No
2	Whether the Listed Entity has issued any Convertible Securities or Warrants?		No
3	Whether the Listed Entity has any shares against which depository receipts are issued?		No
4	Whether the Listed Entity has any shares in Locked-in?		No
5	Whether any shares held by promoters are pledge or otherwise encumbered?		No

* If the Listed Entity selects the option 'No' for the questions above, the column for the partly paid up shares, Outstanding Convertible Securities/Warrants, depository receipts, locked-in shares, No of shares pledged or otherwise encumbered by promoters, as applicable, shall not be displayed at the time of dissemination on the Stock Exchange website. Also wherever there is 'No' declared by Listed Entity in above table the values will be considered as 'Zero' by default on submission of the format of holding of specified securities.


5. The tabular format for disclosure of holding of specified securities is as follows:-



STAR FERRO AND CEMENT LIMITED

Table I - Summary Statement holding of specified securities as on 31/12/2016

Category (I)	Category of shareholder (II)	Nos. of shareholders (III)	No. of fully paid up equity shares held (IV)	No. of Partly paid-up equity shares held (V)	No. of shares underlying Depository Receipts (VI)	Total nos. shares held (VII)=(IV)+(V)+(VI)	Shareholding as a % of total no. of shares (calculated as per SCRR, 1957) (VIII) As a % of (A+B+C2)	Number of Voting Rights held in each class of securities (IX)				No of shares Underlying outstanding convertible securities (including Warrants) (X)	Shareholding as a % assuming full conversion of convertible securities (as a percentage of diluted share capital) (XI)=(VII)+(X) As a % of (A+B+C2)	Number of Locked in shares (XII)		Number of shares pledged or otherwise encumbered (XIII)		Number of equity shares held in dematerialized form (XIV)
								No of Voting Rights			Total as a % of (A+B+C)			No. (a)	As a % of total shares held (b)	No. (a)	As a % of total shares held (b)	
								Class eg:x	Class eg:y	Total								
(A)	Promoter & Promoter group	22	143120748	0	0	143120748	64.4186	143120748	0	143120748	64.4186	0	64.4186	0	0.0000	0	0.0000	143120748
(B)	Public	13760	79052242	0	0	79052242	35.5814	79052242	0	79052242	35.5814	0	35.5814	0	0.0000	NA		78269124
(C)	Non Promoter - Non Public															NA		
(C1)	Shares underlying DRs						NA									NA		
(C2)	Shares held by Employee Trusts															NA		
	Total	13782	222172990	0	0	222172990	100.0000	222172990	0	222172990	100.0000	0	100.0000	0				221389872




STAR FERRO AND CEMENT LIMITED																			
Table II - Statement Showing shareholding pattern of the Promoter and Promoter Group as on 31/12/2016																			
(1)	Category & Name of the Shareholders (I)	PAN (II)	Nos. of shareholders (III)	No. of fully paid up equity shares held (IV)	Partly paid-up equity shares held (V)	Nos. of shares underlying Depository Receipts (VI)	Total nos. shares held (VII)=(IV)+(V)+(VI)	Shareholding % calculated as per SCRR, 1957) As a % of (A+B+C2) (VIII)	Number of Voting Rights held in each class of securities (IX)			Total as a % of Total Voting rights (X)	No of shares underlying outstanding convertible securities (including Warrants) (X)	Shareholding as a % assuming full conversion of convertible securities (as a percentage of diluted share capital) (XI)=(VII)+(X) As a % of A+B+C2)	Number of Locked in shares (XII)		Number of shares pledged or otherwise encumbered (XIII)		Number of equity shares held in dematerialized form (XIV)
									No of Voting Rights						No. (a)	As a % of total shares held (b)	No. (a)	As a % of total shares held (b)	
									Class x	Class y	Total								
(a)	Individuals/Hindu undivided Family		15	103791668	0	0	103791668	46.7166	103791668	0	103791668	46.7166	0	46.7166	0	0.0000	0	0.0000	103791668
	PREM KUMAR BHAJANKA	ACAPB4176A	1	27944845	0	0	27944845	12.5780	27944845	0	27944845	12.5780	0	12.5780	0	0.0000	0	0.0000	27944845
	SANJAY AGARWAL	ADDPA5363J	1	16807445	0	0	16807445	7.5650	16807445	0	16807445	7.5650	0	7.5650	0	0.0000	0	0.0000	16807445
	SANTOSH BHAJANKA	ACAPB0470B	1	15049500	0	0	15049500	6.7738	15049500	0	15049500	6.7738	0	6.7738	0	0.0000	0	0.0000	15049500
	SAJJAN BHAJANKA	ACAPB0486F	1	14890675	0	0	14890675	6.7023	14890675	0	14890675	6.7023	0	6.7023	0	0.0000	0	0.0000	14890675
	DIVYA AGARWAL	ADDPA5347G	1	14488750	0	0	14488750	6.5214	14488750	0	14488750	6.5214	0	6.5214	0	0.0000	0	0.0000	14488750
	YASH BHAJANKA	AERP81843B	1	3344783	0	0	3344783	1.5055	3344783	0	3344783	1.5055	0	1.5055	0	0.0000	0	0.0000	3344783
	HARI PRASAD AGARWALA	ADBPA7649D	1	2435760	0	0	2435760	1.0963	2435760	0	2435760	1.0963	0	1.0963	0	0.0000	0	0.0000	2435760
	BHAWNA AGARWAL	ACIPA3280E	1	1771690	0	0	1771690	0.7974	1771690	0	1771690	0.7974	0	0.7974	0	0.0000	0	0.0000	1771690
	SUMITRA DEVI AGARWAL	ACXPA6197K	1	1676250	0	0	1676250	0.7545	1676250	0	1676250	0.7545	0	0.7545	0	0.0000	0	0.0000	1676250
	HARI PRASAD AGARWAL	AAAH9755D	1	1530990	0	0	1530990	0.6891	1530990	0	1530990	0.6891	0	0.6891	0	0.0000	0	0.0000	1530990
	SONU BHAJANKA	ADBPB8611J	1	1030010	0	0	1030010	0.4636	1030010	0	1030010	0.4636	0	0.4636	0	0.0000	0	0.0000	1030010
	PAYAL AGRAWAL	ADBPB8610K	1	1000000	0	0	1000000	0.4501	1000000	0	1000000	0.4501	0	0.4501	0	0.0000	0	0.0000	1000000
	SHRADDHA AGARWAL	AEYPA9535J	1	811820	0	0	811820	0.3654	811820	0	811820	0.3654	0	0.3654	0	0.0000	0	0.0000	811820
	RAJESH KUMAR AGARWAL	ACQPA7715A	1	745225	0	0	745225	0.3354	745225	0	745225	0.3354	0	0.3354	0	0.0000	0	0.0000	745225
	NANCY BHAJANKA	ALHPB5022B	1	141000	0	0	141000	0.0635	141000	0	141000	0.0635	0	0.0635	0	0.0000	0	0.0000	141000
	KESHAV BHAJANKA	ANHPB7251L	1	122925	0	0	122925	0.0553	122925	0	122925	0.0553	0	0.0553	0	0.0000	0	0.0000	122925
(b)	Central Government/State Government(s)																		
(c)	Financial Institutions/Banks																		
(d)	Any Other (specify)																		
	Bodies Corporate		6	39329080	0	0	39329080	17.7020	39329080	0	39329080	17.7020	0	17.7020	0	0.0000	0	0.0000	39329080
	SRIRAM VANIJYA PVT. LTD.	AAECS4027N	1	8502180	0	0	8502180	3.8268	8502180	0	8502180	3.8268	0	3.8268	0	0.0000	0	0.0000	8502180
	BRIJDHAM MERCHANTS PVT. LTD.	AABC80939K	1	7743990	0	0	7743990	3.4856	7743990	0	7743990	3.4856	0	3.4856	0	0.0000	0	0.0000	7743990
	SUMANGAL INTERNATIONAL PVT. LTD.	AADCS6896G	1	7666800	0	0	7666800	3.4508	7666800	0	7666800	3.4508	0	3.4508	0	0.0000	0	0.0000	7666800
	SUMANGAL BUSINESS PVT. LTD.	AAECS4489C	1	6831240	0	0	6831240	3.0747	6831240	0	6831240	3.0747	0	3.0747	0	0.0000	0	0.0000	6831240
	SRIRAM MERCHANTS PVT. LTD.	AAECS5033N	1	6739870	0	0	6739870	3.0336	6739870	0	6739870	3.0336	0	3.0336	0	0.0000	0	0.0000	6739870
	AUROVILLE INVESTMENTS PVT LTD	AACCA3690B	1	1845000	0	0	1845000	0.8304	1845000	0	1845000	0.8304	0	0.8304	0	0.0000	0	0.0000	1845000
	Sub Total		22	143120748	0	0	143120748	64.4186	143120748	0	143120748	64.4186	0	64.4186	0	0.0000	0	0.0000	143120748
(2)	Foreign																		
(a)	Individuals (Non-Resident Individuals/Foreign Individuals)																		
(b)	Government																		
(c)	Institutions																		
(d)	Foreign Portfolio Investor																		
(e)	Any Other (specify)																		
	Sub Total		0	0	0	0	0	0.0000	0	0	0	0.0000	0	0.0000	0	0.0000	0	0.0000	0




STAR FERRO AND CEMENT LIMITED																			
Table II - Statement Showing shareholding pattern of the Promoter and Promoter Group as on 31/12/2016																			
Category & Name of the Shareholders (I)	PAN	(II)	Nos. of shareholders (III)	No. of fully paid up equity shares held (IV)	Partly paid-up equity shares held (V)	Nos. of shares underlying Depository Receipts (VI)	Total nos. shares held (VII)=(IV)+(V)+(VI)	Shareholding % calculated as per SCRR 1957) As a % of (A+B+C2) (VIII)	Number of Voting Rights held in each class of securities (IX)			Total as a % of Total Voting rights	No of shares Underlying outstanding convertible securities (including Warrants) (X)	Shareholding as a % assuming full conversion of convertible securities (as a percentage of diluted share capital) (XI)=(VII)+(X) As a % of A+B+C2)	Number of Locked in shares (XII)		Number of shares pledged or otherwise encumbered (XIII)		Number of equity shares held in dematerialized form (XIV)
									No of Voting Rights	Class x	Class y				Total	No. (a)	As a % of total shares held (b)	No. (a)	
Total Shareholding of Promoter and Promoter Group (A)=(A)(1)+(A)(2)			22	143120748	0	0	143120748	64.4186	143120748	0	143120748	64.4186	0	64.4186	0	0.0000	0	0.0000	143120748



STAR FERRO AND CEMENT LIMITED																			
Table III - Statement Showing shareholding pattern of the Public shareholder as on 31/12/2016																			
(1)	Category & Name of the Shareholders (I)	PAN (II)	Nos. of shareholders (III)	No. of fully paid up equity shares held (IV)	Partly paid up equity shares held (V)	Nos. of shares underlying Depository Receipts (VI)	Total nos. shares held (VII)=(IV)+(V)+(VI)	Shareholding % calculated as per SCRR, 1957) As a % of (A+B+C2) (VIII)	Number of Voting Rights held in each class of securities (IX)			No of shares Underlying outstanding convertible securities (including Warrants) (X)	Shareholding as a % assuming full conversion of convertible securities (as a percentage of diluted share capital) (XI)=(VII)+(X) As a % of A+B+C2)	Number of Locked in shares (XII)		Number of shares pledged or otherwise encumbered (XIII)		Number of equity shares held in dematerialized form (XIV)	
									Class x	Class y	Total			Total as a % of Total Voting rights	No. (a)	As a % of total shares held (b)	No. (Not applicable) (a)		As a % of total shares held (Not applicable) (b)
(a)	Mutual Funds / UTI		6	3855528	0	0	3855528	1.7354	3855528	0	3855528	1.7354	0	1.7354	0	0.0000	NA		3855528
	SUNDARAM MUTUAL FUND A/C SUNDARAM INFRASTRUCTURE ADVANTAGE FUND	AAATS2554B	5	3654303	0	0	3654303	1.6448	3654303	0	3654303	1.6448	0	1.6448	0	0.0000	NA		3654303
(b)	Venture Capital Funds																		
(c)	Alternate Investment Funds																		
(d)	Foreign Venture Capital Investors																		
(e)	Foreign Portfolio Investors		6	262397	0	0	262397	0.1181	262397	0	262397	0.1181	0	0.1181	0	0.0000	NA		262397
(f)	Financial Institutions / Banks		2	18991	0	0	18991	0.0085	18991	0	18991	0.0085	0	0.0085	0	0.0000	NA		18991
(g)	Insurance Companies																		
(h)	Provident Funds / Pension Funds																		
(i)	Any Other (specify)																		
	Sub Total		14	4136916	0	0	4136916	1.8620	4136916	0	4136916	1.8620	0	1.8620	0	0.0000	NA		4136916
(2)	Central Government / State Government(s) / President of India																		
(3)	Non-Institutions																		
(a)	Individuals-																		
	i. Individual shareholders holding nominal share capital upto Rs.2 lakhs		12775	9645445	0	0	9645445	4.3414	9645445	0	9645445	4.3414	0	4.3414	0	0.0000	NA		8878827
	ii. Individual shareholders holding nominal share capital in excess of Rs.2 lakhs		19	47076235	0	0	47076235	21.1890	47076235	0	47076235	21.1890	0	21.1890	0	0.0000	NA		47076235
	SUBHAM AGARWAL	AKDPA9431A	1	11141198	0	0	11141198	5.0147	11141198	0	11141198	5.0147	0	5.0147	0	0.0000	NA		11141198
	BRIJ BHUSHAN AGARWAL	AADHB1459B	1	8684877	0	0	8684877	3.9091	8684877	0	8684877	3.9091	0	3.9091	0	0.0000	NA		8684877
	MITTU AGARWAL	ADAPA2795B	2	7298986	0	0	7298986	3.2853	7298986	0	7298986	3.2853	0	3.2853	0	0.0000	NA		7298986
	SHEETIJ AGARWAL	AKDPA9469N	1	6471666	0	0	6471666	2.9129	6471666	0	6471666	2.9129	0	2.9129	0	0.0000	NA		6471666
	SUMITRA DEVI AGARWAL	AFRPA7934F	2	4412400	0	0	4412400	1.9860	4412400	0	4412400	1.9860	0	1.9860	0	0.0000	NA		4412400
	MAHABIR PRASAD AGARWAL	AAEHM4050J	1	3658142	0	0	3658142	1.6465	3658142	0	3658142	1.6465	0	1.6465	0	0.0000	NA		3658142
(b)	NBFCs registered with RBI		2	8300	0	0	8300	0.0037	8300	0	8300	0.0037	0	0.0037	0	0.0000	NA		8300
(c)	Employee Trusts																		



STAR FERRO AND CEMENT LIMITED																		
Table III - Statement Showing shareholding pattern of the Public shareholder as on 31/12/2016																		
Category & Name of the Shareholders (I)	PAN (II)	Nos. of shareholders (III)	No. of fully paid up equity shares held (IV)	Partly paid-up equity shares held (V)	Nos. of shares underlying Depository Receipts (VI)	Total nos. shares held (VII)=(IV)+(V)+(VI)	Shareholding % calculated as per SCRR, 1957) As a % of (A+B+C2) (VIII)	Number of Voting Rights held in each class of securities (IX)			No of shares Underlying outstanding convertible securities (including Warrants) (X)	Shareholding as a % assuming full conversion of convertible securities (as a percentage of diluted share capital) (XI)=(VII)+(X) As a % of A+B+C2)	Number of Locked in shares (XII)		Number of shares pledged or otherwise encumbered (XIII)		Number of equity shares held in dematerialized form (XIV)	
								No of Voting Rights					Total as a % of Total Voting rights	No. (a)	As a % of total shares held (b)	No. (Not applicable) (a)		As a % of total shares held (Not applicable) (b)
								Class x	Class y	Total								
(d) Overseas Depositories (holding DRs) (balancing figure)																		
(e) Any Other (specify)																		
Bodies Corporate		360	17144688	0	0	17144688	7.7168	17144688	0	17144688	7.7168	0	7.7168	0	0.0000	NA		17128188
SUBHAM CAPITAL PRIVATE LIMITED	AAECS8331F	2	3930474	0	0	3930474	1.7691	3930474	0	3930474	1.7691	0	1.7691	0	0.0000	NA		3930474
NARANTAK DEALCOMM LIMITED	AAACN8873B	1	3123420	0	0	3123420	1.4059	3123420	0	3123420	1.4059	0	1.4059	0	0.0000	NA		3123420
SUPER DIAMOND NIRMAN PRIVATE LIMITED	AAICS2268M	1	2432000	0	0	2432000	1.0946	2432000	0	2432000	1.0946	0	1.0946	0	0.0000	NA		2432000
Clearing Member		104	443467	0	0	443467	0.1996	443467	0	443467	0.1996	0	0.1996	0	0.0000	NA		443467
Non Resident Individual		478	484691	0	0	484691	0.2182	484691	0	484691	0.2182	0	0.2182	0	0.0000	NA		484691
Trusts		8	112500	0	0	112500	0.0506	112500	0	112500	0.0506	0	0.0506	0	0.0000	NA		112500
Sub Total		13746	74915326	0	0	74915326	33.7194	74915326	0	74915326	33.7194	0	33.7194	0	0.0000	NA		74132208
Total Public Shareholding (B)=(B)(1)+(B)(2)+(B)(3)		13760	79052242	0	0	79052242	35.5814	79052242	0	79052242	35.5814	0	35.5814	0	0.0000	NA		78269124



STAR FERRO AND CEMENT LIMITED																		
Table Iv - Statement Showing shareholding pattern of the Non Promoter - Non Public shareholder as on 31/12/2016																		
Category & Name of the Shareholders (I)	PAN (II)	No of shareholders (III)	No. of fully paid up equity shares held (IV)	Partly paid-up equity shares held (V)	Nos. of shares underlying Depository Receipts (VI)	Total nos. shares held (VII)=(IV) + (V)+(VI)	Shareholding % calculated as per SCRR, 1957) As a % of (A+B+C2) (VIII)	Number of Voting Rights held in each class of securities (IX)			Total as a % of Total Voting rights	No of shares Underlying outstanding convertible securities (including Warrants) (X)	Total Shareholding as a % assuming full conversion of convertible securities (as a percentage of diluted share capital) (XI)=(VII)+(X) As a % of A+B+C2)	Number of Locked in shares (XII)		Number of shares pledged or otherwise encumbered (XIII)		Number of equity shares held in dematerialized form (XIV)
								Class x	Class y	Total				No. (a)	As a % of total shares held (b)	No. (a)	As a % of total shares held (b)	
(1) Custodian / DR Holder																		
(2) Employee Benefit Trust (under SEBI (Share based Employee Benefit) Regulations, 2014)																		
Total Non Promoter - Non Public Shareholding (C)=(C)(1)+(C)(2)			0	0	0	0	0.0000	0	0	0	0.0000	0	0.0000	0	0.0000	NA	NA	0



STAR FERRO AND CEMENT LIMITED

Shareholding Summary as on 31/12/2016

Form	No of Records	No of Shares
PHYSICAL	651	783118
NSDL	9471	216876406
CDSL	3664	4513466
TOTAL	13786	222172990

